

### Items Included in Your Collection Kit

SERUM COLLECTION

- 1 – Kit Box
- 1 – Test Request Form (TRF)
- 1 – Screw-Top Vial
- 1 – SST, Serum Separator Tube (Gray/Red Top)
- 1 – Plastic Transfer Pipette
- 1 – Zip Closure Specimen Bag with Absorbent Pad
- 1 – Styrofoam™ Cooler

- 1 – Adhesive FedEx Billable Label
- 1 – Adhesive UN1845 Label

**NOTE: DRY ICE NOT PROVIDED. SEE DETAILS BELOW.**



If you are missing any of the needed components or have questions about the collection, please call Diagnostic Solutions Laboratory Customer Service Department at 877-485-5336.

## SHIPPING INSTRUCTIONS

**IMPORTANT: Freeze overnight (8-hour minimum). DRY ICE IS REQUIRED** for frozen transport. Samples can only be shipped Monday to Wednesday by overnight service.

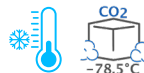


**Call FedEx at 1-800-463-3339 to Schedule Your Free Pickup**

1. When the automated greeting begins say, “Schedule a pickup.”
2. Advise Customer Service this is a RETURN SHIPMENT and provide them with the RETURN TRACKING NUMBER which can be found on your return label.
3. The Kit Box can also be dropped off at a FedEx Office or FedEx Drop Box.
4. Place check mark in the square labeled “Exempt Human Specimen” on front of the cardboard kit box.

The assays in CytoDx® were developed, and/or the performance characteristics determined, by Diagnostic Solutions Laboratory.

**DRY ICE IS REQUIRED FOR FROZEN TRANSPORT!**



You may purchase DRY ICE at many local supermarket chains, including Publix, Kroger, Walmart, Costco, etc.

## SERUM COLLECTION

[www.DiagnosticSolutionsLab.com](http://www.DiagnosticSolutionsLab.com) | RESEARCH. TECHNOLOGY. RESULTS.



CYTO-DX® | SERUM COLLECTION INSTRUCTIONS | SR3-05142026 | US



## Cytokine Response Profile

## ASSESS SYSTEMIC IMMUNE STATUS

### SERUM COLLECTION INSTRUCTIONS

– FOLLOW INSTRUCTIONS CAREFULLY –  
IMPROPER COLLECTION MAY INVALIDATE RESULTS  
OR RESULT IN A REJECTED SAMPLE

**NOTE:** Please review all instructions and collection kit components before starting your sample collection. *Serum sample must be shipped frozen, Monday to Wednesday ONLY. DRY ICE (not provided) is required for frozen transport.*

**1**



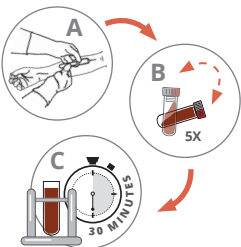
**A)** Write the patient's name and date of birth on the screw-top vial with a permanent marker pen.



**B)** Complete all sections of the Test Request Form, including the date of collection and payment type.

Place the completed Test Request Form into the document pocket **outside** of the specimen bag.

**2**

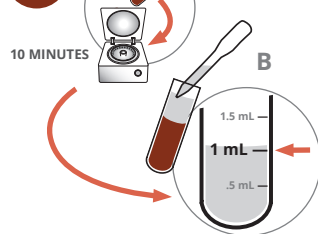


**A)** Perform blood draw into Serum Separator Tube (SST).

**B)** Gently mix by inversion 5 times.

**C)** Allow the blood to clot for 30 minutes at room temperature (20–25°C).

**3**



**A)** Centrifuge SST tube at 1,100 xg for 10 minutes at room temperature (20–25°C).\*

**B)** Transfer at least 1 mL of serum into the screw-top vial.

\* Serum **MUST** be removed from the SST tube within 2 hours after collection. Hemolyzed samples will be rejected upon arrival at the lab.

**4**



**A)** Secure cap on screw-top vial, and place into zip-closure specimen bag along with absorbent pad. Seal the bag carefully and freeze serum sample **immediately**. Standard freezer is okay.

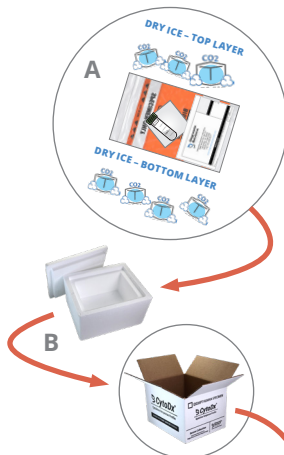
**B) IMPORTANT:** Allow serum to freeze completely for a minimum of 8 hours.\*

\* Freeze overnight (8-hour minimum). If the sample was collected on a Thursday, Friday, Saturday, or Sunday, keep the sample in the freezer until you are able to ship it from Monday to Wednesday.

**SERUM SAMPLE MUST BE COMPLETELY FROZEN BEFORE PACKING ON DRY ICE. DO NOT PUT DRY ICE INTO THE SPECIMEN BAG.**

**5**

**Only place the frozen sample on DRY ICE on the day of shipping!!!**



**On Day of Shipping:**

**A)** Place the frozen specimen bag inside the Styrofoam cooler **layered in DRY ICE** and fill the space in the cooler.\*

\* DRY ICE comes in many forms. Cubes are used here for illustrative purposes.



**B)** Place the Styrofoam cooler inside the cardboard kit box and tape it closed.

**C)** Place check mark in the square labeled "Exempt Human Specimen" on front of the box.

Affix UN1845 DRY ICE label **onto the top of the box.**

Affix FedEx billable label **onto the side of the box** and ship to Diagnostic Solutions Laboratory for testing.\*

\* Samples must be shipped frozen, Monday to Wednesday by overnight service. See reverse side for additional shipping instructions.

